








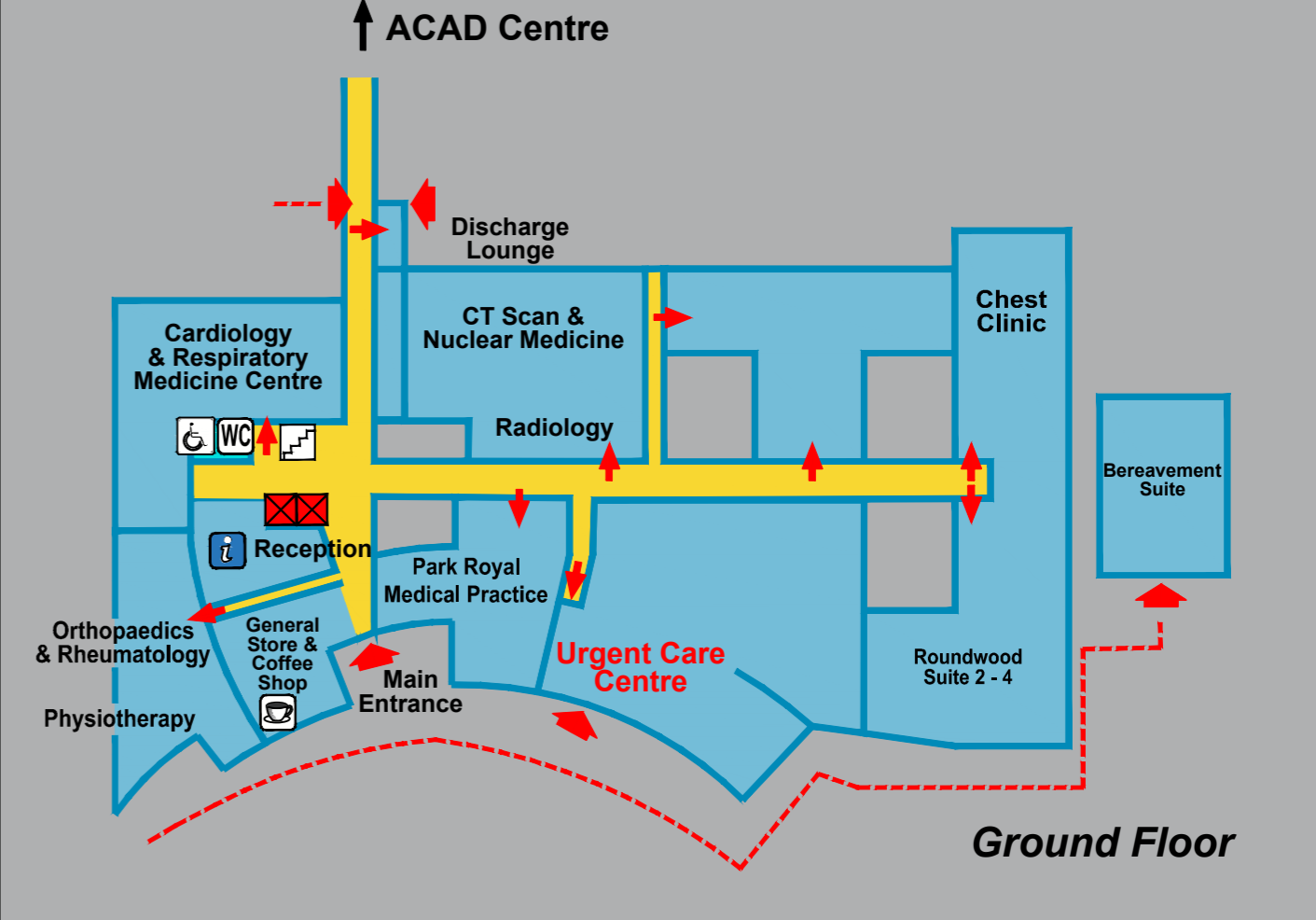
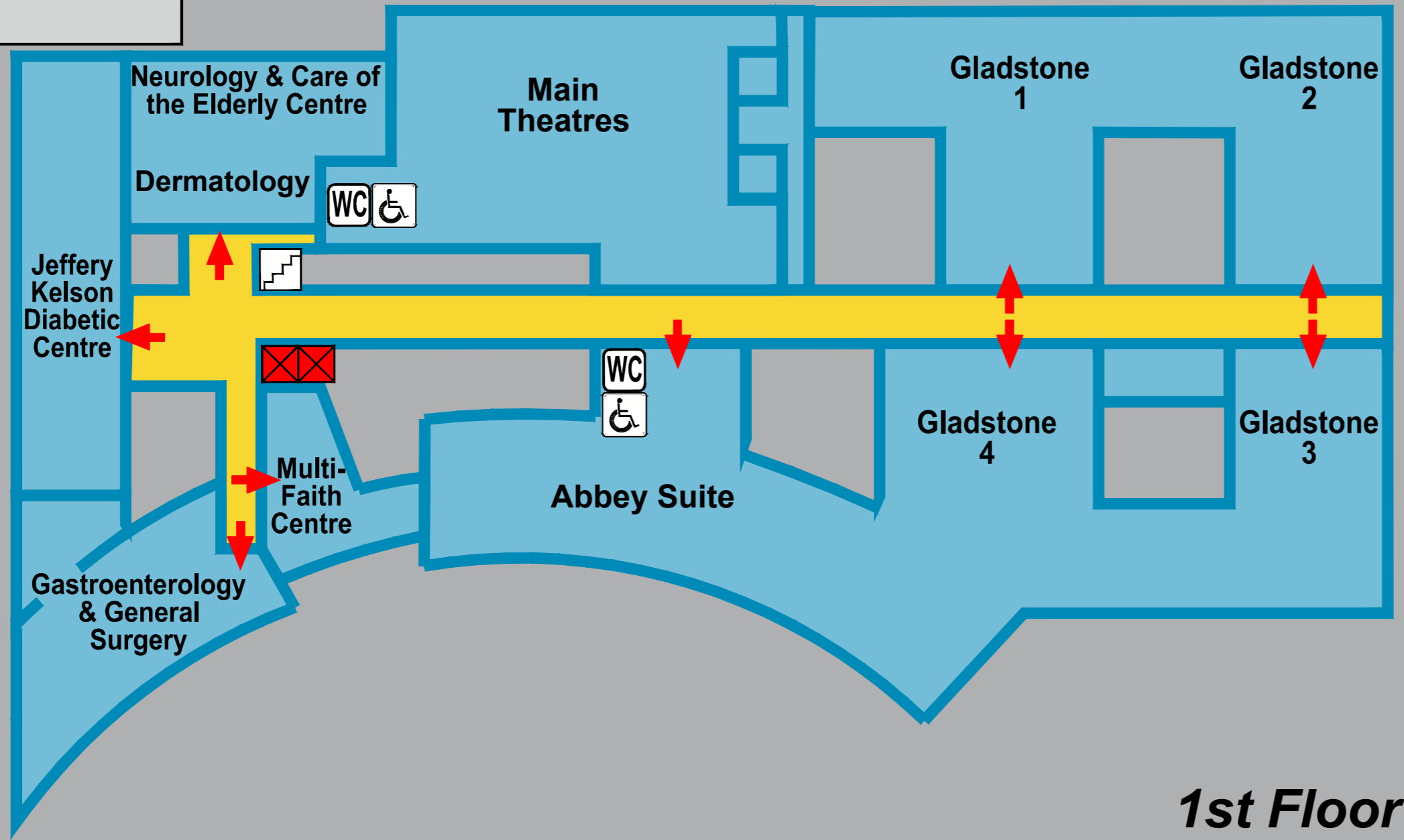


Floor	Floor	Floor
Abbey Suite	1st	Multi-Faith Centre
Avery Jones Education Centre	2nd	Neurology
Bereavement Suite	Ground	Nuclear Medicine
Brent Renal Centre	2nd	Orthopaedics & Rheumatology
Cardiology & Respiratory Centre	Ground	PALS (Patient and Liaison Service)
Car Park via Lifts & Stairs P	Basement	Park Royal Medical Practice (GP Practice)
Coffee Shop	Ground	Pathology
CT Scan	Ground	Patrick Clements Genitourinary Medicine Centre
Dermatology	1st	Pharmacy
Discharge Lounge	Ground	Physiotherapy
Elderly Care	1st	Rainbow Children's Centre
Gastroenterology & General Surgery Centre	1st	Reception
Gladstone 1, 2, 3 & 4	1st	Roundwood Suite
Haematology & Blood Tests	2nd	Sickle Cell Centre
Jeffrey Kelson Diabetic Centre	1st	Urgent Care Centre
Medical Daycare Centre	2nd	

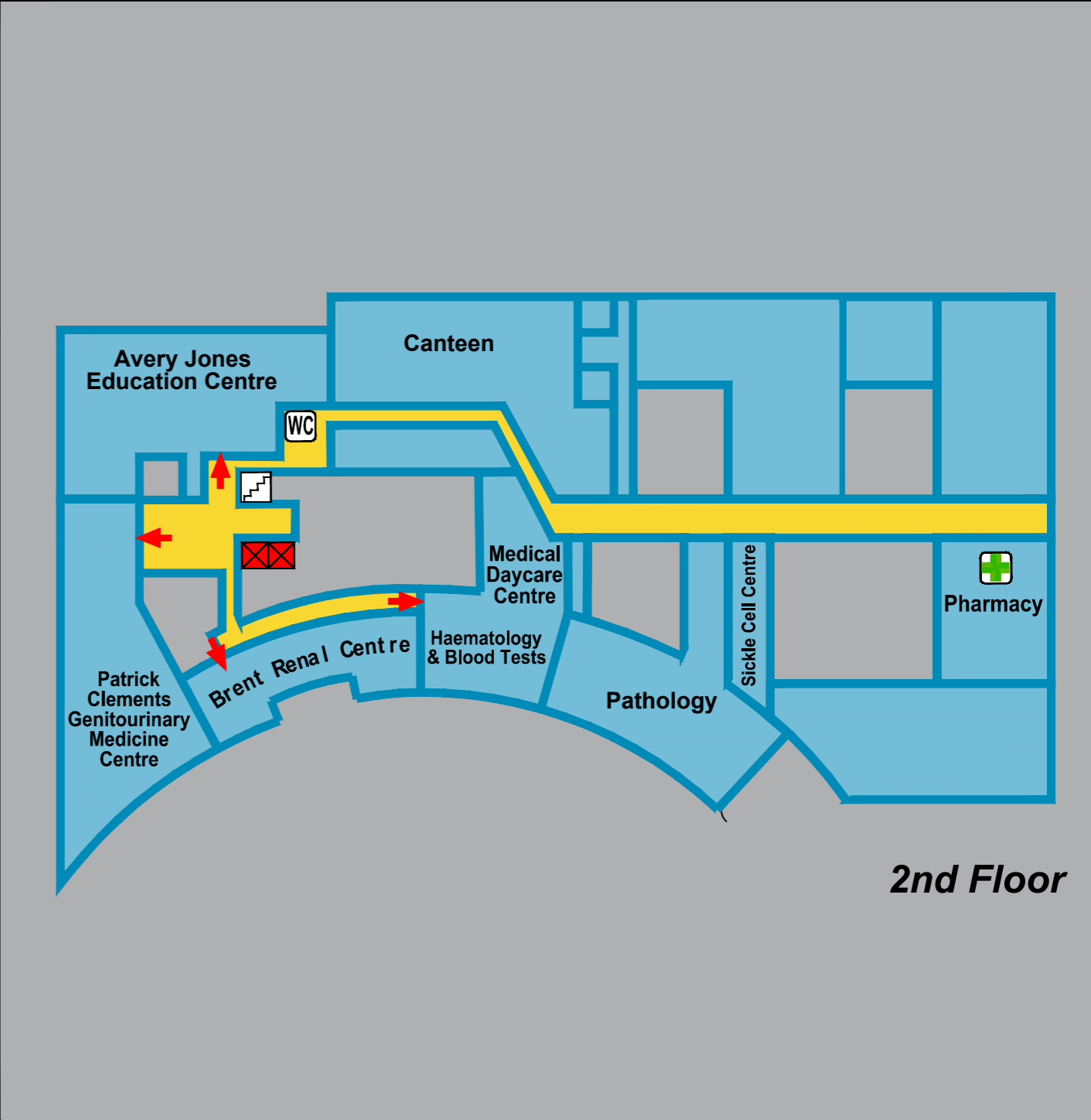
Key:

-  Entrance
-  Lift
-  Information
-  Stairs
-  Coffee Shop
-  Public Toilets
-  Department Entrance
-  Disabled Toilets
-  Pedestrian Route



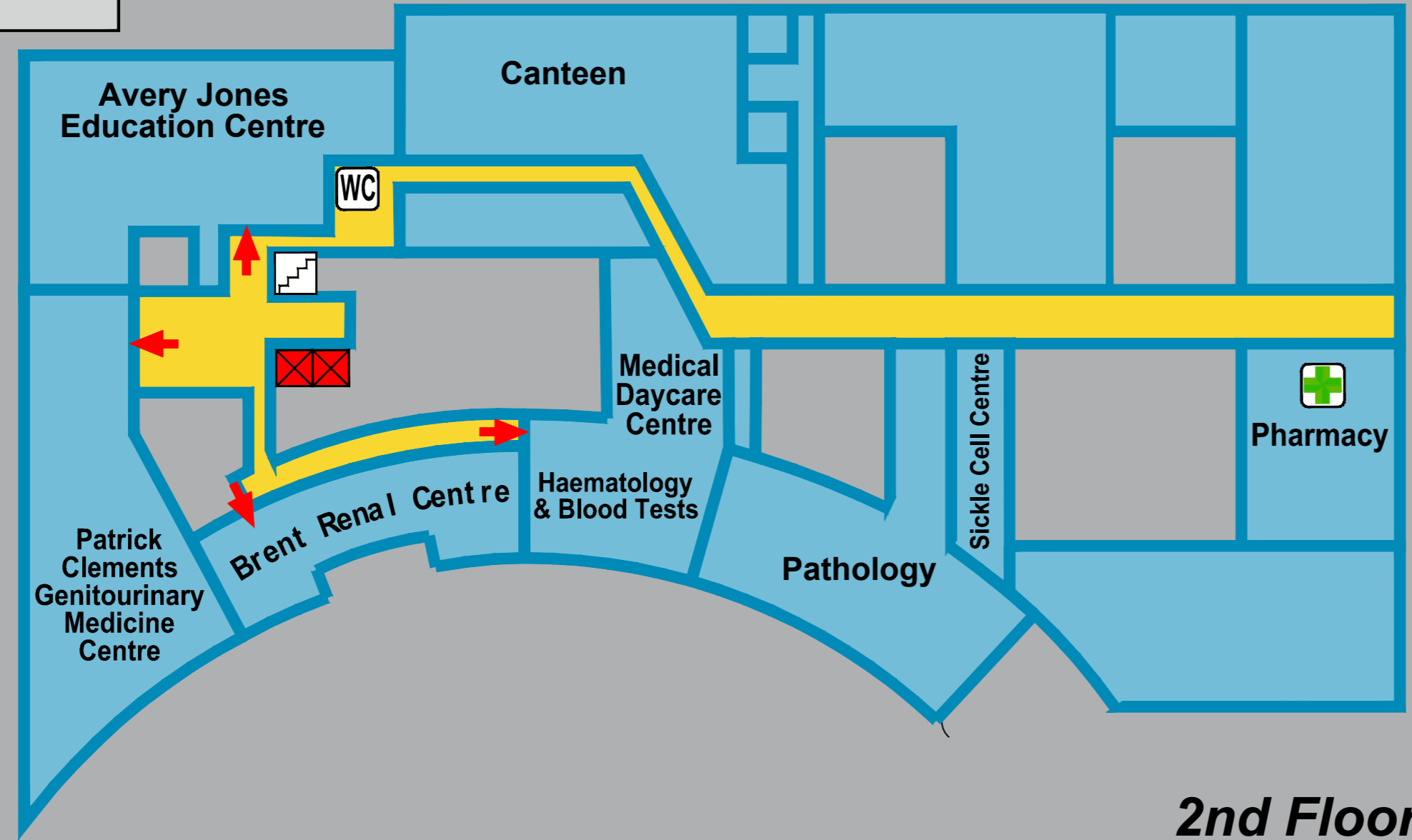
Floor	Department
1st	Abbey Suite
2nd	Avery Jones Education Centre
Ground	Bereavement Suite
2nd	Brent Renal Centre
Ground	Cardiology & Respiratory Centre
Basement	Car Park via Lifts & Stairs P
Ground	Coffee Shop 
Ground	CT Scan
1st	Dermatology
Ground	Discharge Lounge
1st	Elderly Care
1st	Gastroenterology & General Surgery Centre
1st	Gladstone 1, 2, 3 & 4
2nd	Haematology & Blood Tests
1st	Jeffrey Kelson Diabetic Centre
2nd	Medical Daycare Centre

Floor	Department
1st	Multi-Faith Centre
1st	Neurology
Ground	Nuclear Medicine
2nd	Orthopaedics & Rheumatology
Ground	PALS (Patient and Liaison Service)
Ground	Park Royal Medical Practice (GP Practice)
2nd	Pathology
2nd	Patrick Clements Genitourinary Medicine Centre
2nd	Pharmacy 
Ground	Physiotherapy
2nd	Rainbow Children's Centre
Ground	Reception 
Ground	Roundwood Suite
2nd	Sickle Cell Centre
Ground	Urgent Care Centre



Key:

- Entrance
- Lift
- Information
- Stairs
- Coffee Shop
- Public Toilets
- Department Entrance
- Disabled Toilets
- Pedestrian Route



	Floor
Abbey Suite	1st
Avery Jones Education Centre	2nd
Bereavement Suite	Ground
Brent Renal Centre	2nd
Cardiology & Respiratory Centre	Ground
Car Park via Lifts & Stairs	Basement
Coffee Shop	Ground
CT Scan	Ground
Dermatology	1st
Discharge Lounge	Ground
Elderly Care	1st
Gastroenterology & General Surgery Centre	1st
Gladstone 1, 2, 3 & 4	1st
Haematology & Blood Tests	2nd
Jeffrey Kelson Diabetic Centre	1st
Medical Daycare Centre	2nd

	Floor
Multi-Faith Centre	1st
Neurology	1st
Nuclear Medicine	Ground
Orthopaedics & Rheumatology	2nd
PALS (Patient and Liaison Service)	Ground
Park Royal Medical Practice (GP Practice)	Ground
Pathology	2nd
Patrick Clements Genitourinary Medicine Centre	2nd
Pharmacy	2nd
Physiotherapy	Ground
Rainbow Children's Centre	2nd
Reception	Ground
Roundwood Suite	Ground
Sickle Cell Centre	2nd
Urgent Care Centre	Ground

